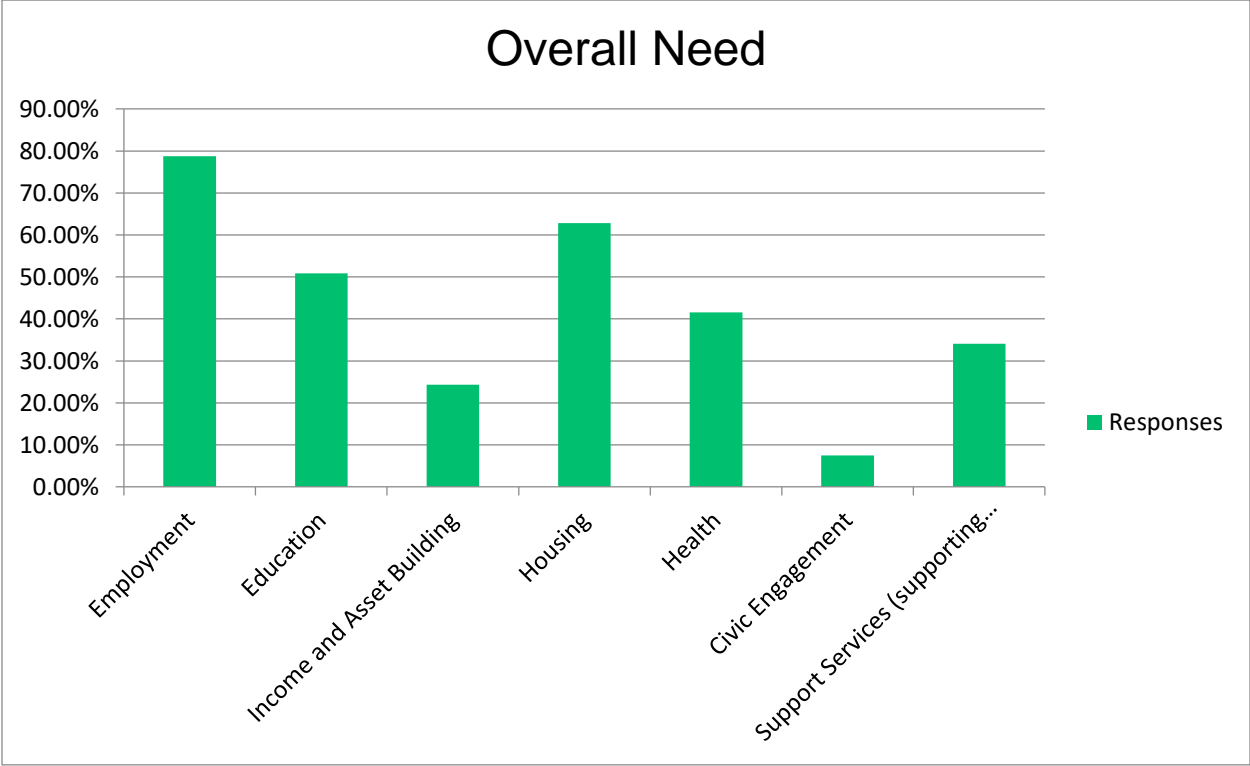




**Community Needs  
Assessment  
2020-2021  
Results Summary**

The Community Needs Assessment is distributed annually from July 1st – March 30<sup>th</sup> throughout the three county service area in both paper and online format. Responses are collected from a cross section of the community including low income residents, community partners, faith based organizations, healthcare agencies and government sector representatives. Tri County Community Action Agency staff and board meet to analyze and evaluate the data which is then merged with additional community input gathered throughout the year. The results become the basis for designing or adapting programs to be offered by TCCAA to meet the identified community needs. Below is a summary of needs identified by respondents to the Community Needs Assessment.

### Agency Wide Needs



### Top 3 Needs Agency Wide

1. Employment 78.6%
2. Housing 62.83%
3. Education 50.88%

## Top 3 Needs Within Each Category

### 1. Employment

- More jobs w/better pay and benefits
- Affordable childcare during work hours
- More training for the types of jobs available in the area

### 2. Housing

- More grants to make home ownership and rehab more affordable
  - More monthly rental assistance programs
  - More income-based rental housing for disabled and seniors
- \*More programs to provide free home repair ranked very closely to being a top 3 need. Several qualitative responses requested emergency and/or transitional housing, specifically for those experiencing homelessness and/or those in recovery.

### 3. Education

- More parents involved in student's education
- More accessible counseling to prepare students for tech or college
- More certificate/degree programs offered locally

### 4. Health

- More payment assistance programs for adult dental, hearing, and/or vision
- More access to affordable comprehensive (or primary) health care services
- Affordable transportation for health care services

\* Several qualitative responses requested increasing substance abuse prevention and treatment options in the area.

### 5. Support Services

- Elderly services
- In home services

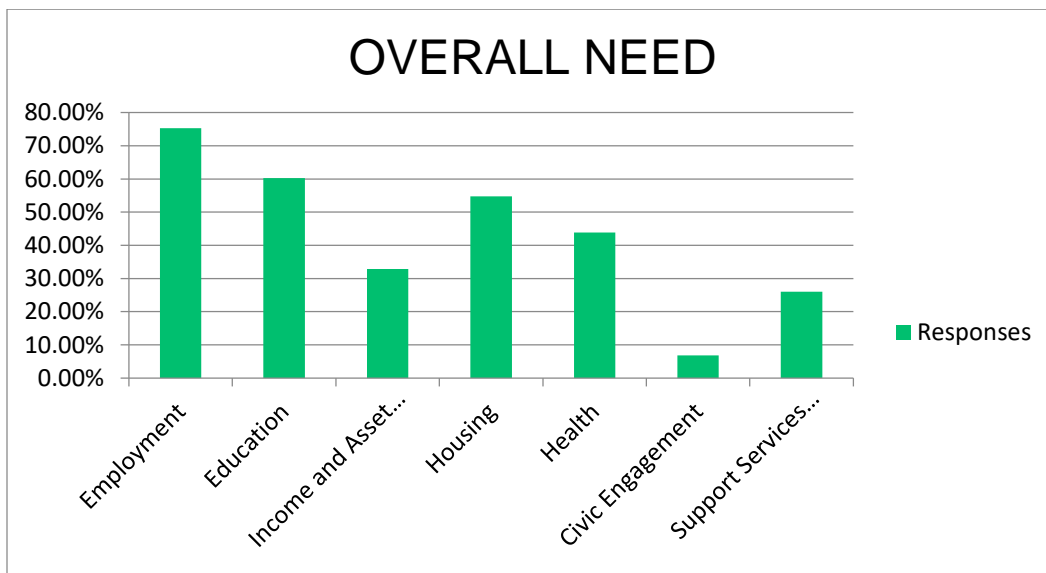
- Meal Programs

## 6. Income and Asset Building

- More access to low interest loans
- Anonymous and confidential budget counseling
- Increasing the community's knowledge of available mainstream finance

By County:

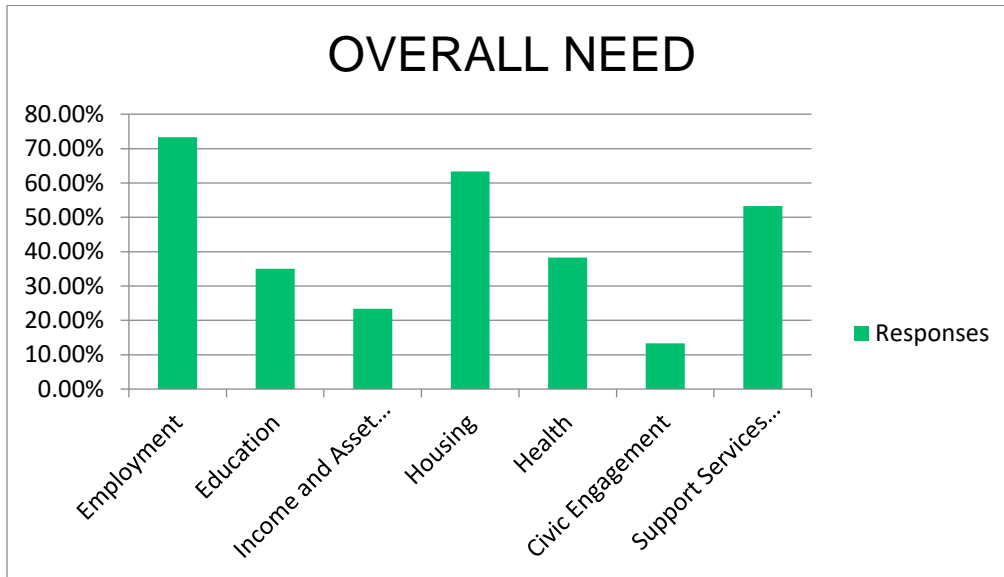
### Henry County



### Differences from Agency Overall Needs

1. Ranked Education as 2<sup>nd</sup> Top Need (60.27%)
2. Within Employment category, ranked affordable transportation to and from job as 2<sup>nd</sup> highest need
3. Within Housing category, ranked more grants to provide services to reduce energy costs as 2<sup>nd</sup> highest need

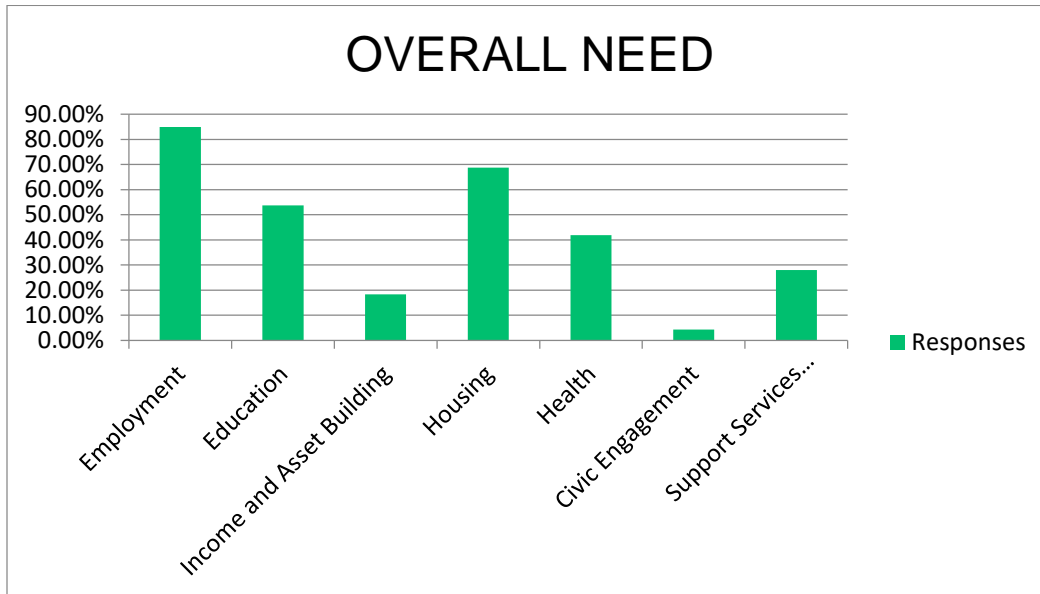
## Oldham County



### Differences from Agency Overall Needs

1. Within Housing category, more community supports for homeless families tied as a top 3 need.
2. Within Support Services category, ranked substance abuse resources as highest need, life skills programs and services as 2<sup>nd</sup> highest need, and legal services as 3<sup>rd</sup> highest need

## Trimble County



### Differences from Agency Overall Needs

1. Within Housing category, more programs to provide free home repair ranked as 3<sup>rd</sup> highest need.
2. Within Education category, increasing the community's knowledge of available education resources ranked as 2<sup>nd</sup> highest need and affordable high quality childcare options for parent who would like to further education ranked as 3<sup>rd</sup> highest need.